

NUMBER 1 IN STRENGTH, QUALITY AND DURABILITY

Manufactured from
COLORPLUS
Pre-painted Aluminium Zinc Coated Sheeting
Designed and Manufactured for South African Conditions



- ▶ MAINTENANCE AND RUST FREE
- ▶ FIRE, VERMIN AND PEST PROOF
- ▶ LASTS 4 TIMES LONGER THAN GALVANISED STEEL
- ▶ CANNOT CRACK, WARP OR ROT
- ▶ TRANSPORTED IN PANEL FORM & EASILY ASSEMBLED ON SITE


Guard Hut 1 R16 800
1,2m x 1,2m



- * Wall Height 2m and Roof Height 2,3m
- * Chalk Colour wall with a Blue Roof
- * Alububble 4mm Roof Insulation (Internal)
- * 2 Opening Glass Windows - 600mm x 900mm
- * 1 Fixed toughened window in door - 400mm x 600mm
- * 1 Lockable door - cylindrical door handle
- * Colorplus Steel Framed floor with Shutter Board and 3mm Rubber studded Flooring
- * 4 Adjustable legs

(Optional concrete blocks for legs - 4 required)

Guard Hut 1 with Veranda Extension R22 600
1,2m x 1,2m Hut with a 1,2m x 1,2m Veranda Extension (Total Size 1,2m x 2,4m)



- * Wall Height 2m and Roof Height 2,3m
- * Chalk Colour wall with a Blue Roof
- * Alububble 4mm Roof Insulation (Internal)
- * 2 Opening Glass Windows - 600mm x 900mm
- * 1 Fixed toughened window in door - 400mm x 600mm
- * 1 Lockable door - cylindrical door handle
- * Colorplus Steel Framed floor with Shutter Board and 3mm Rubber studded Flooring
- * 6 Adjustable legs

(Optional concrete blocks for legs - 6 required)

Guard Hut 2 R22 600
1,2m x 2,4m



- * Wall Height 2m and Roof Height 2,3m
- * Chalk Colour wall with a Blue Roof
- * Alububble 4mm Roof Insulation (Internal)
- * 2 Opening Glass Windows - 600mm x 900mm
- * 1 Fixed toughened window in door - 400mm x 600mm
- * 1 Lockable door - cylindrical door handle
- * Colorplus Steel Framed floor with Shutter Board and 3mm Rubber studded Flooring
- * 6 Adjustable legs

(Optional concrete blocks for legs - 6 required)

Guard Hut 2 with Veranda Extension R29 400
1,2m x 2,4m Hut with a 1,2m x 2,4m Veranda Extension (Total Size 2,4m x 2,4m)



- * Wall Height 2m and Roof Height 2,3m
- * Chalk Colour wall with a Blue Roof
- * Alububble 4mm Roof Insulation (Internal)
- * 2 Opening Glass Windows - 600mm x 900mm
- * 1 Fixed toughened window in door - 400mm x 600mm
- * 1 Lockable door - cylindrical door handle
- * Colorplus Steel Framed floor with Shutter Board and 3mm Rubber studded Flooring
- * 8 Adjustable legs

(Optional concrete blocks for legs - 8 required)


Guard Hut 3 R29 400
2,4m x 2,4m



- * Wall Height 2m and Roof Height 2,3m
- * Chalk Colour wall with a Blue Roof
- * Alububble 4mm Roof Insulation (Internal)
- * 2 Opening Glass Windows - 600mm x 900mm
- * 1 Fixed toughened window in door - 400mm x 600mm
- * 1 Lockable door - cylindrical door handle
- * Colorplus Steel Framed floor with Shutter Board and 3mm Rubber studded Flooring
- * 8 Adjustable legs

(Optional concrete blocks for legs - 8 required)

Guard Hut 3 with Veranda Extension R39 400
2,4m x 2,4m Hut with a 1,2m x 2,4m Veranda Extension (Total Size 2,4m x 3,5m)



- * Wall Height 2m and Roof Height 2,3m
- * Chalk Colour wall with a Blue Roof
- * Alububble 4mm Roof Insulation (Internal)
- * 2 Opening Glass Windows - 600mm x 900mm
- * 1 Fixed toughened window in door 400mm x 600mm
- * 1 Lockable door - cylindrical door handle
- * Colorplus Steel Framed floor with Shutter Board and 3mm Rubber studded Flooring
- * 10 Adjustable legs

(Optional concrete blocks for legs - 10 required)

Additional windows are recommended for this hut for increased visibility


Additional windows are recommended for this hut for increased visibility

ALL PRICES INCLUDE VAT
PRICES SUBJECT TO REVISION

Free delivery and installation to Durban Central and immediate surrounds
Surcharge for all other areas in KZN

ALL UNITS INCLUDE - Cylindrical Door Handle

Optional extra of a sliding barrel bolt for R140
(for additional security)



Our Guard Huts are available in three standard sizes with various configurations.
Bulk orders can be customised according to clients requirements.
For example logos, sizes and colours etc.

KZN FACTORY GPS POINTS
South 30.572803 East 30.566988

KZN FACTORY ADDRESS
Lot 11, David Drive, Hibberdene

OPTIONAL EXTRA'S

SPECIALISED CONCRETE BLOCKS R200 each

FOR ADJUSTABLE LEGS

Necessary when there is no existing concrete or paving.
Required if going onto soil, grass, tar & asphalt areas.



ELECTRICS

1 x DB Board, 1 x Double Plug Point, 1 x Fluorescent
* Not including connection to mains

R4000

EXTRA OPENING GLASS WINDOW - 600mm x 900mm R1100 each

You can place an additional window at the back for an all round view.
A 2,4m panel can accommodate up to 3 windows for increased visibility
(3 window panel made to order)

SHELVING (200mm wide - runs from wall to wall)

R220 for 1,2m shelf
R430 for 2,4m shelf

